

NEW

PCB Inspection System VT-S730-H

*Among the industry of Full-3D PCB Inspection Systems,
OMRON's research in June 2016


The Fastest
in The
Industry!*

The new series for VT-S730, Full-3D Inspection Systems

High-speed Full-3D Inspection

New series VT-S730-H makes inspection time about 2 times faster than the conventional one in our company with a new high-speed imaging module, and realizes high quality and high productivity at the same time.

■ The example of comparison of inspection time for our retaining PCBs



Execute statistical survey ISO/TS16949 required.

MSA Control

ISO/TS16949 requires statistical surveys to analyze the differences of each measurement value.


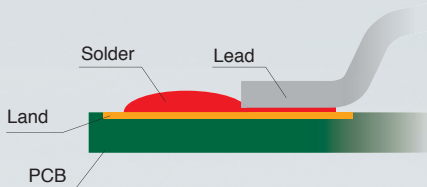
VT-S730-H has MSA(Measurement System Analysis), which is a method to quantitatively evaluate them. It regularly measures and evaluates accuracy again and again by itself and leaves past records to keep the inspection accuracy.

The past records can be downloaded whenever it is necessary.

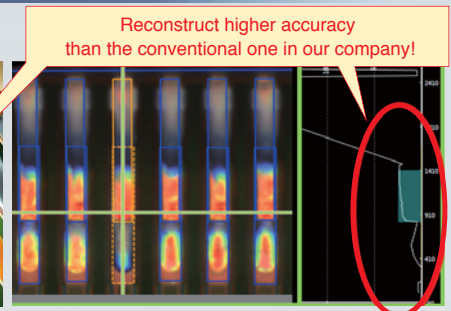
Strengthening Solder Shape Reconstruction Efficiency

In common with
VT-S730

Solder shape reconstruction method of VT-S7 series has been developed more. It contributes more to quality control conforming to international standards such as ISO/TS16949 by improving accuracy of quantitative inspection for solder bondability.



■ The example of solder bondability inspection (non-wetting of lead)



■ Inspection screen

Reconstruct higher accuracy than the conventional one in our company!


Objects Inspection Function

In common with
VT-S730

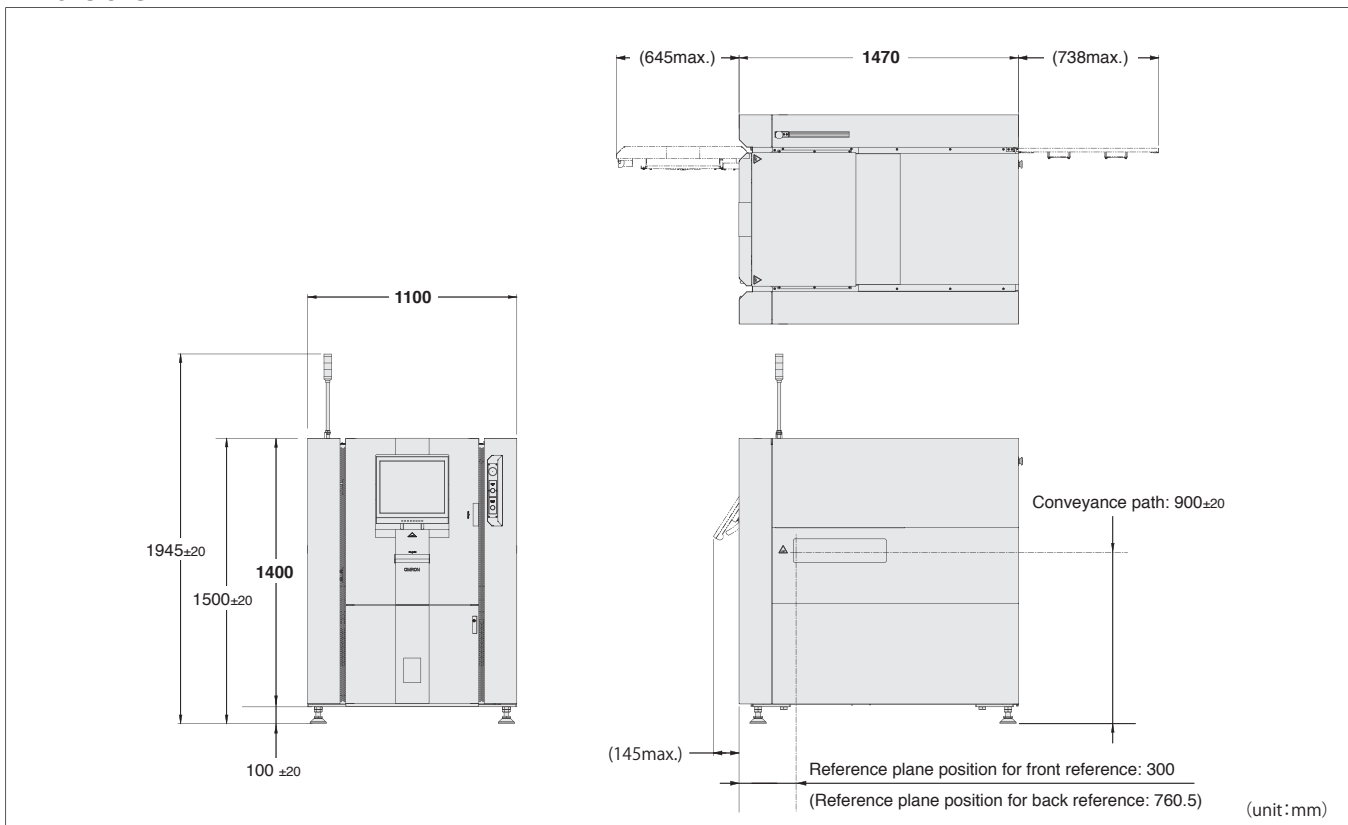
By specifying height of objects in the inspection standards, objects of the height can be detected.

Inspection Criteria	
Inspection Item	Setting Value
<input checked="" type="checkbox"/> Foreign Material	
Length Diameter Ratio(%)	0 - 50
Area(mm ²)	0 - 0.04
<input type="checkbox"/> Height(mm)	0

Set detecting sensitivity easily with a slider.



Dimensions



Hardware configuration

Outer dimensions	1100(W) x1470(D)x1500(H)mm
Weight	800kg
Power supply	200 to 240 VAC (single phase), voltage fluctuation range $\pm 10\%$
Line height	900 ± 20 mm
Air supply pressure	0.3~0.6MPa

Functional specifications

Supported PCB size	50(W) x50(D)~510(W)x460(D)mm
Thickness	0.4~4mm
Clearance	Above PCB:40mm; Below PCB:40mm
Height measurement range	25mm

- This document provides information mainly for selecting suitable models. Please read the Instruction Sheet carefully for information that the user must understand and accept before purchase, including information on warranty, limitations of liability, and precautions.
- This product may cause interference if used in residential areas.

OMRON Corporation

INDUSTRIAL AUTOMATION COMPANY INSPECTION SYSTEMS BUSINESS DIVISION SALES DEPARTMENT

Shinagawa Front Bldg. Conference 7F
2-3-13 Kounan Minato-ku Tokyo
108-0075 JAPAN
TEL +81-3-6718-3550 FAX:+81-3-6718-3553

OMRON INDUSTRIAL AUTOMATION (CHINA) CO., LTD.

F20,TowerA,NEO Building,6011ShennanAvenue,
Futian District, Shenzhen, Guangdong
518048, China
TEL: +86-755-8359-9028 FAX: +86-755-8359-9628

Omron AOI Business Europe, Omron Europe B.V.

Zilverenberg 2, 5234 GM 's-Hertogenbosch, The Netherlands
TEL:+31 (0)736-481811 FAX: +31 (0)736-481879

OMRON ELECTRONICS LLC

2895 Greenspoint Parkway, Suite 200
Hoffman Estates, IL 60169 U.S.A
TEL:+1-847-843-7900 FAX:+1-847-843-7787

OMRON ELECTRONICS KOREA CO.,LTD.

21F, KyoboTower B Wing, 465, Gangnam-daero,
Seocho-gu, Seoul, Korea 137-920
TEL: +82-2-3483-7789 FAX: +82-2-3483-7788

OMRON ASIA PACIFIC PTE LTD

438A Alexandra Road #05-05/08 (Lobby 2)
Alexandra Technopark Singapore 119967
TEL:+65-6835-3011 FAX:+65-6835-2711

Authorized Distributor: