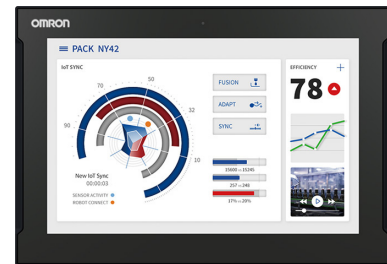


Very stylish, very industrial

Our new industrial-quality touchscreen monitors are good-looking but more importantly they also enable the operator and the maintenance engineer to interact with the machine more effectively. Our smart algorithms mean the touchscreen controller can detect non-standard actions such as false touches, palm rejection, water and cleaning - even if the user is wearing gloves. Very stylish, very industrial.



Features

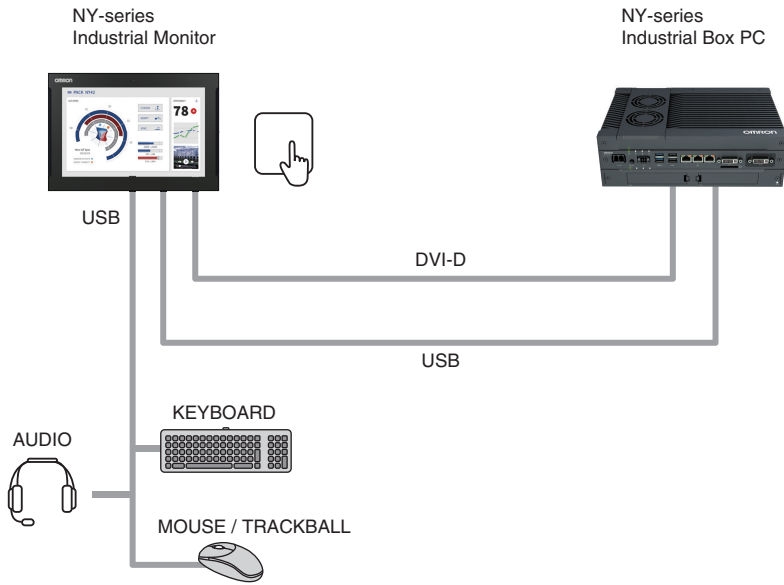
- 12.1 and 15.4 inch industrial display
- Multitouch projected capacitive touchscreen
- Winner iF award for excellent industrial design *1
- False touch detection (palm, water)
- Operator can wear gloves *2
- Backlight control
- Two USB-A, one USB-B (from host), one DVI
- Optional NY Monitor Link interface for connectivity up to 100 m
- Standard and 100 m cable models are available.
- Easy mounting




*1. The iF Product design Award, presented by Hannover-based International Forum Design GmbH, is one of the world's most prestigious design awards. Products are rated on uniqueness, innovation, aesthetic appearance, usefulness and eco-friendliness as well as performance, quality and price.

*2. When using gloves, ensure to use gloves that are functional with this touchscreen.

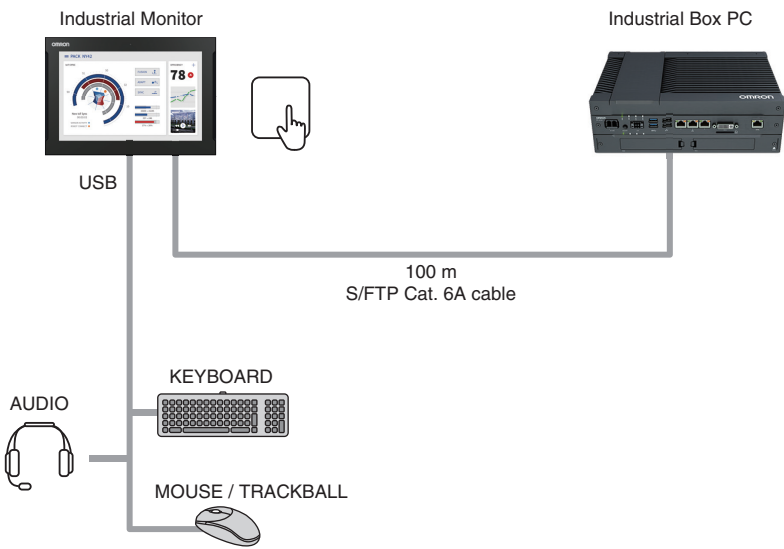
System Configuration

With a DVI-D interface

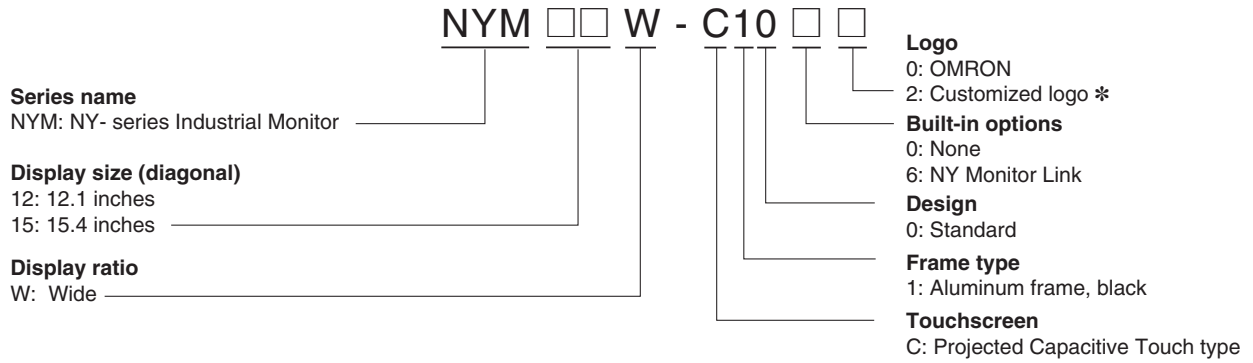


-  Industrial Monitor Utility
- User interface to control settings and display details of connected Industrial Monitors
-  Industrial Monitor Brightness Utility
- Allows to control brightness of screen backlight and LEDs of all connected Industrial Monitors
-  Industrial PC Tray Utility
- Informs you about the current state of the Industrial Monitor, its related devices and associated software.

With an NY Monitor Link interface



Model Number Structure



* Available in Europe only. Please consult your OMRON representative for details.

Ordering Information

NY-series Industrial PC Platform

Product name	Specifications	Specifications		Model
		Interface	Display size	
Industrial Monitor	An industrial monitor with a touchscreen as the user interface designed to work in industrial environments	DVI-D	12.1 inches	NYM12W-C1000
			15.4 inches	NYM15W-C1000
		NY Monitor Link	12.1 inches	NYM12W-C1060
			15.4 inches	NYM15W-C1060

Optional Hardware

Product Item	Specifications	Model
Power Supply	<ul style="list-style-type: none"> Output voltage: 24 VDC Push-In Plus terminal blocks 	S8VK-S□□□24
USB Type-A to USB Type-B Cables	Cable length: 2 m USB 2.0 Minimum bend radius: 25 mm	FH-VUAB 2M
	Cable length: 5 m USB 2.0 Minimum bend radius: 25 mm	FH-VUAB 5M
DVI Cables	Cable length: 2 m Supports DVI-D Minimum bend radius: 36 mm	NY000-AC00 2M
	Cable length: 5 m Supports DVI-D Minimum bend radius: 36 mm	NY000-AC00 5M

Software

Item	Descriptions
Industrial Monitor Utility	The Industrial Monitor Utility provides a user interface to control settings and display details of connected Industrial Monitors. It is pre-installed on the Industrial Box PC and the Industrial Panel PC.
Industrial Monitor Brightness Utility	The Industrial Monitor Brightness Utility is a small software utility that allows you to control the brightness of the screen backlight of all connected Industrial Monitors. It is pre-installed on the Industrial Box PC and the Industrial Panel PC.
Industrial PC Tray Utility	The Industrial PC Tray Utility is a software utility that provides information about the current state of the Industrial PC, its related devices, and associated software. It is pre-installed on an Industrial Box PC and the Industrial Panel PC.
Industrial Monitor API	The Industrial Monitor API allows programmers to create applications that can control the hardware features and retrieve information from connected Industrial Monitors. It is pre-installed on the Industrial Panel PC and Industrial Box PC. Install the Industrial Monitor SDK to use the Industrial Monitor API on development PCs.

Specifications

Performance Specifications

Display Specifications

Item		Specifications		
		12.1 Inch models	15.4 Inch models	
Display	Display panel *1	Display device	TFT LCD	
		Screen size	12.1 inches	15.4 inches
		Surface treatment	Anti glare treatment	
		Surface hardness	Mohs scale: 5 - 6	
		Resolution	1,280 × 800 pixels at 60 Hz (horizontal × vertical)	
		Colors	16,770,000 colors	
		Effective display area	261 × 163 mm (horizontal × vertical)	331 × 207 mm (horizontal × vertical)
		View angles	Left: 60°, Right: 60°, Top: 60°, Bottom: 60°	
	Touch	Life	50,000 hours min. *2	
		Brightness adjustment *3	200 levels	
		Technology	Projected capacitive	
		Touch resolution	Touch accuracy 1.5% (4-5 mm)	
		Multitouch	Up to 5 simultaneous touches	
		Features	Water detection *4, hand palm rejection *5, gloves *6	
Life	50,000,000 operations min.			
EMC	Correct touchscreen operation is possible within allowable EMC immunity conditions			

*1. There may be some defective pixels in the display. This is not a fault as long as the numbers of defective light and dark pixels fall within the following standard range: light and dark pixels 10 or less. (There must not be 3 adjacent light/dark pixels.)

*2. This is the estimated time before brightness is reduced by half at room temperature and humidity.

The life expectancy is drastically shortened if used at high temperatures.

*3. If the brightness is set to very dark, it causes flickering or the screen will be too dark to use.

*4. If water is detected the touch functionality will not be available.

*5. If a palm is detected that specific area is neglected.

*6. The touchscreen can be operated when wearing gloves. Confirm the touchscreen can be operated with gloves before actual operation.

Connector Specifications

Item		Industrial Monitor			
		NYM12W-C100□	NYM15W-C100□	NYM12W-C106□	NYM15W-C106□
Connectors	Power connector		24 VDC		
	USB2.0 Type-A	Number of ports	2		
		Maximum current	500 mA max.		
		Maximum cable length	5 m		
	USB2.0 Type-B	Number of ports	1	-	
		Maximum cable length	5 m	-	
	DVI-D connector	Video interface	Digital only		-
		Resolution	1,280 x 800 pixels at 60 Hz		-
		Maximum DVI cable length	5 m		-
	NY Monitor Link	Video interface	-	Digital only	
		Resolution	-	1,280 x 800 pixels at 60 Hz	
		Connector type	-	RJ45	
		Cable shielding, type and max. length	-	S/FTP, Cat.6A, 100 m	
		USB data throughput	-	280 Mbps max.	

Electrical Specifications

Item		Specifications			
		NYM12W-C100□	NYM15W-C100□	NYM12W-C106□	NYM15W-C106□
		DVI-D interface		NY Monitor Link interface	
Rated power supply voltage		24 VDC			
Allowable power supply voltage range		19.2 to 28.8 VDC			
Grounding method		Ground to less than 100 Ω			
Inrush current		At 24 VDC: 5 A / 10 ms max.			
Overvoltage category		JIS B3502 and IEC 61131-2: Category II			
EMC immunity level		IEC 61131-2: Zone B			
Power consumption	Maximum power consumption	25 W max.	25 W max.	30 W max.	31 W max.
	Expansions USB	5 W max (2 x 500 mA at 5 V), included above.			

Components and functions

The Industrial Monitor is intended to be used as a display and touch interface for the Industrial PC Platform variants. The Industrial Monitor allows the user to interact through touch interactions on the LCD display.

Display

The high resolution and a high brightness provide clarity and high visibility.

Modern Design

Winner of iF design award for excellent industrial design.

Multi-touch functionality

Up to 5 simultaneous touches to increase operator efficiency by offering a natural user interface.

Backlit Logo indicator

The product logo is provided with a controllable backlight to increase visibility.

Status LED indicator

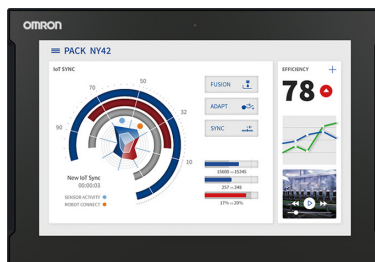
The Industrial Monitor includes one LED indicator on the front of the product.

Mounting method

Mounting brackets inside the housing with spring mechanism for easy built-in.

Mechanics

Solid die-cast aluminum front housing with industrial black coating.



DVI-D visual interface

The video interface for the Industrial Monitor is provided with a DVI-D connector for connection to the host PC.

USB Type-B port for host PC

The USB Type-B port supports USB2.0 specifications. This port allows the host PC to communicate with multiple internal USB devices within the Industrial Monitor as well as external devices connected to the two USB Type-A ports.

USB Type-A ports for slave devices

Two USB Type-A ports are available for connection to external USB devices such as keyboards, memory sticks, or other peripheral hardware.

Programmable brightness control

Use the host PC to control the Industrial Monitor's LCD brightness automatically.

100 m NY Monitor Link port

Instead of DVI-D and USB-B an NY Monitor Link is available. NY Monitor Link allows high speed video and data communication over 100 mtr via standard Ethernet cable.

Environmental Specifications

Item		Specifications
Operation environment	Ambient operating temperature	0 to 55°C *1
	Ambient storage temperature	-20 to 70°C *1
	Ambient operating humidity	10% to 90% with no condensation *1
	Ambient storage humidity	10% to 90% with no condensation *1
	Operating atmosphere	No corrosive gases
	Altitude	2,000 m max.
	Pollution degree	2 or less: Conforms to JIS B3502 and IEC 61131-2
	Noise resistance (during operation)	Conforms to IEC61000-4-4, 2kV (power lines)
	Vibration resistance (during operation)	Conforms to IEC 60068-2-6. 5 to 8.4Hz with 3.5 mm single amplitude and 8.4 to 150 Hz with 9.8 m/s ² for 10 times each in X, Y and Z directions
	Shock resistance (during operation)	Conforms to IEC 60068-2-27. 147 m/s ² , 3 times in each X, Y and Z directions
	Installation method	Mount on panel
Degree of protection	Front of product: IP65 *2	
Applicable standards *3		EU Directives: EMC Directive 2014/30/EU (EN 61131-2) and RoHS Directive KC Registration, RCM, cULus

*1. See *Temperature and Humidity Specifications* on page 6 for details.

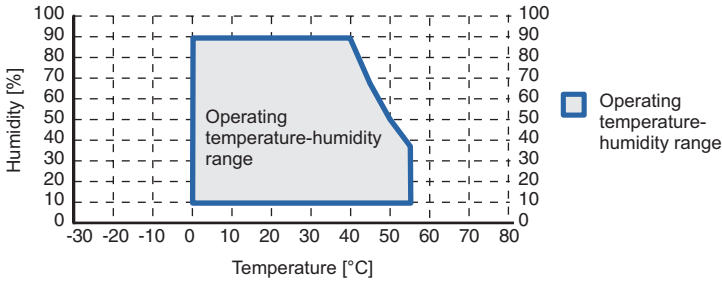
*2. The Industrial Monitor may not operate properly in locations subjected to oil splashes for extended periods of time.

*3. Refer to the OMRON website (www.ia.omron.com) or contact your OMRON representative for the most recent applicable standards for each model.

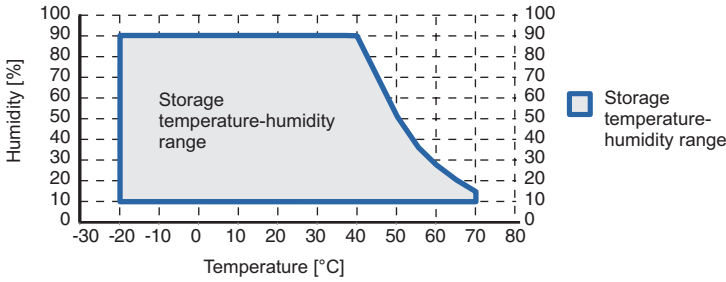
Temperature and Humidity Specifications

The allowed ambient temperature and humidity conditions during operation and storage for the Industrial Monitor are specified in the following graphs.

- Operate the Industrial Monitor within the following ambient temperature and humidity ranges.



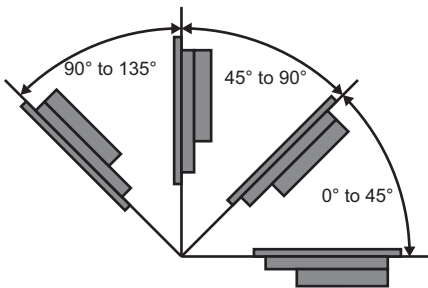
- Store the Industrial Monitor within the following ambient temperature and humidity ranges.



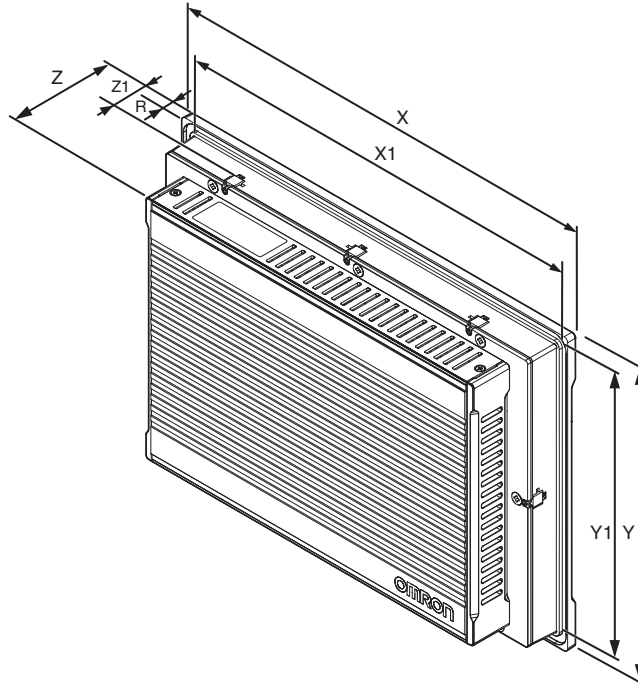
Monitor Temperature Specifications

Ambient operating temperature specifications for a Monitor

Product Orientation	Mounting Angle	Configuration	
		With a DVI-D interface	With an NY Monitor Link interface
Landscape and Portrait	0° to 45°	0 to 55°C	0 to 50°C
	45° to 90°	0 to 55°C	
Landscape	90° to 135°	0 to 55°C	
	45° to 90°	0 to 55°C	
Portrait	90° to 135°	0 to 55°C	



Dimensions



Item	Specifications	
	12.1 inch models	15.4 inch models
Panel cutout dimensions	Cutout Width X1 = 314 ⁻⁰⁺¹ mm Cutout Height Y1 = 216 ⁻⁰⁺¹ mm	Cutout Width X1 = 383 ⁻⁰⁺¹ mm Cutout Height Y1 = 259 ⁻⁰⁺¹ mm
Panel thickness range *	Panel thickness range Z1 = 1.6 to 6.0 mm	Panel thickness range Z1 = 1.6 to 6.0 mm
Dimensions	Width X = 332 mm Height Y = 234 mm Depth Z = 66 mm	Width X = 401 mm Height Y = 277 mm Depth Z = 66 mm
Monitor thickness on top of panel	Rim thickness R = 8.0 mm	
Weight	3.3 kg	4.3 kg

* The minimum panel thickness depends on the panel material.

Recommended Related Products



Industrial Box PC
NY-series

The Industrial Box PC is designed to meet the specific needs of the industrial environment. Design simplification and future-proof architecture minimize the risk of failure.



Industrial Panel PC
NY-series

The Industrial Panel PC intelligently combines the functionality of the Industrial Box PC and Industrial Monitor. No cables are used between the two components, which ensures optimal signal distribution and reliable operation in industrial environments.

Related Manuals

The following manuals are related. Use these manuals for reference.

Manual name	Cat. No.	Model numbers	Application	Description
Industrial Box PC User's Manual	W553	NYB□□-□□□□□□	Learning all basic information about the Industrial Box PC. This includes introductory information with features, hardware overview, software overview, specifications, mounting, wiring, connecting, operating and maintaining the Industrial Box PC.	An introduction to the Industrial Box PC is provided along with the following information: <ul style="list-style-type: none"> • Overview • Hardware • Software • Specifications • Installation • Operating Procedures • Maintenance
Industrial Monitor User's Manual	W554	NYM□□W-C10□□	Learning all basic information about the Industrial Monitor. This includes introductory information with features, hardware overview, specifications, mounting, wiring, connecting, operating and maintaining the Industrial Monitor.	An introduction to the Industrial Monitor is provided along with the following information: <ul style="list-style-type: none"> • Overview • Hardware • Software • Specifications • Installation • Operating Procedures • Maintenance
Industrial Panel PC User's Manual	W555	NYP□□-□□□□□□-□□□□□□□□□□	Learning all basic information about the Industrial Panel PC. This includes introductory information with features, hardware overview, software overview, specifications, mounting, wiring, connecting, operating and maintaining the Industrial Panel PC.	An introduction to the Industrial Panel PC is provided along with the following information: <ul style="list-style-type: none"> • Overview • Hardware • Software • Specifications • Installation • Operating Procedures • Maintenance

Terms and Conditions Agreement

Read and understand this catalog.

Please read and understand this catalog before purchasing the products. Please consult your OMRON representative if you have any questions or comments.

Warranties.

(a) Exclusive Warranty. Omron's exclusive warranty is that the Products will be free from defects in materials and workmanship for a period of twelve months from the date of sale by Omron (or such other period expressed in writing by Omron). Omron disclaims all other warranties, express or implied.

(b) Limitations. OMRON MAKES NO WARRANTY OR REPRESENTATION, EXPRESS OR IMPLIED, ABOUT NON-INFRINGEMENT, MERCHANTABILITY OR FITNESS FOR A PARTICULAR PURPOSE OF THE PRODUCTS. BUYER ACKNOWLEDGES THAT IT ALONE HAS DETERMINED THAT THE PRODUCTS WILL SUITABLY MEET THE REQUIREMENTS OF THEIR INTENDED USE.

Omron further disclaims all warranties and responsibility of any type for claims or expenses based on infringement by the Products or otherwise of any intellectual property right. (c) Buyer Remedy. Omron's sole obligation hereunder shall be, at Omron's election, to (i) replace (in the form originally shipped with Buyer responsible for labor charges for removal or replacement thereof) the non-complying Product, (ii) repair the non-complying Product, or (iii) repay or credit Buyer an amount equal to the purchase price of the non-complying Product; provided that in no event shall Omron be responsible for warranty, repair, indemnity or any other claims or expenses regarding the Products unless Omron's analysis confirms that the Products were properly handled, stored, installed and maintained and not subject to contamination, abuse, misuse or inappropriate modification. Return of any Products by Buyer must be approved in writing by Omron before shipment. Omron Companies shall not be liable for the suitability or unsuitability or the results from the use of Products in combination with any electrical or electronic components, circuits, system assemblies or any other materials or substances or environments. Any advice, recommendations or information given orally or in writing, are not to be construed as an amendment or addition to the above warranty.

See <http://www.omron.com/global/> or contact your Omron representative for published information.

Limitation on Liability; Etc.

OMRON COMPANIES SHALL NOT BE LIABLE FOR SPECIAL, INDIRECT, INCIDENTAL, OR CONSEQUENTIAL DAMAGES, LOSS OF PROFITS OR PRODUCTION OR COMMERCIAL LOSS IN ANY WAY CONNECTED WITH THE PRODUCTS, WHETHER SUCH CLAIM IS BASED IN CONTRACT, WARRANTY, NEGLIGENCE OR STRICT LIABILITY.

Further, in no event shall liability of Omron Companies exceed the individual price of the Product on which liability is asserted.

Suitability of Use.

Omron Companies shall not be responsible for conformity with any standards, codes or regulations which apply to the combination of the Product in the Buyer's application or use of the Product. At Buyer's request, Omron will provide applicable third party certification documents identifying ratings and limitations of use which apply to the Product. This information by itself is not sufficient for a complete determination of the suitability of the Product in combination with the end product, machine, system, or other application or use. Buyer shall be solely responsible for determining appropriateness of the particular Product with respect to Buyer's application, product or system. Buyer shall take application responsibility in all cases.

NEVER USE THE PRODUCT FOR AN APPLICATION INVOLVING SERIOUS RISK TO LIFE OR PROPERTY OR IN LARGE QUANTITIES WITHOUT ENSURING THAT THE SYSTEM AS A WHOLE HAS BEEN DESIGNED TO ADDRESS THE RISKS, AND THAT THE OMRON PRODUCT(S) IS PROPERLY RATED AND INSTALLED FOR THE INTENDED USE WITHIN THE OVERALL EQUIPMENT OR SYSTEM.

Programmable Products.

Omron Companies shall not be responsible for the user's programming of a programmable Product, or any consequence thereof.

Performance Data.

Data presented in Omron Company websites, catalogs and other materials is provided as a guide for the user in determining suitability and does not constitute a warranty. It may represent the result of Omron's test conditions, and the user must correlate it to actual application requirements. Actual performance is subject to the Omron's Warranty and Limitations of Liability.

Change in Specifications.

Product specifications and accessories may be changed at any time based on improvements and other reasons. It is our practice to change part numbers when published ratings or features are changed, or when significant construction changes are made. However, some specifications of the Product may be changed without any notice. When in doubt, special part numbers may be assigned to fix or establish key specifications for your application. Please consult with your Omron's representative at any time to confirm actual specifications of purchased Product.

Errors and Omissions.

Information presented by Omron Companies has been checked and is believed to be accurate; however, no responsibility is assumed for clerical, typographical or proofreading errors or omissions.

2017.6

In the interest of product improvement, specifications are subject to change without notice.

OMRON Corporation
Industrial Automation Company

<http://www.ia.omron.com/>

(c)Copyright OMRON Corporation 2017 All Right Reserved.