



A22K

Install in 22-dia. or 25-dia. Panel Cutout

- Lever for easily mounting and removing the Socket Unit.
- Finger protection mechanism on Switch Unit provided as a standard feature.
- Use 25-dia. ring to install in 25-dia. panel cutouts.
- Mounted using either open-type (fork-type) or closed-type (round-type) crimp terminals.
- IP65 oil resistance



 Refer to *Safety Precautions for All Pushbutton Switches/Indicators* and *Safety Precautions for the A22*.

Model Number Structure

Model Number Legend..... Shipped as a set which includes the Selector and Switch.
For information on combinations, refer to Ordering Information.

A 22 K - (1)
2ML - (2)
11

(1) Number of Notches/Reset Method

Code	Notches	Reset method	Key release position
2ML	2 notches	Manual	Left
2M			Left and right
2AL		Automatic	Left
3ML	3 notches	Manual	Left
3M			Left and right
3MC			Center
3AC		Automatic	Center

(2) Contacts

Code	Description
10	SPST-NO *
01	SPST-NC *
11	SPST-NO + SPST-NC
20	SPST-NO + SPST-NO
02	SPST-NC + SPST-NC


- * For models with 2 notches
- Contact Rating is standard load.
 - For microloads, refer to Accessories section for A22.
 - For special keys, consult your OMRON representative.

Individual models: Refer to pages 2 to 3.
(The Selector and Switch can be ordered separately.)

■ Specifications: Refer to the A22. ■ Dimensions: Refer to page 5.
■ Accessories and tools: Refer to the A22.

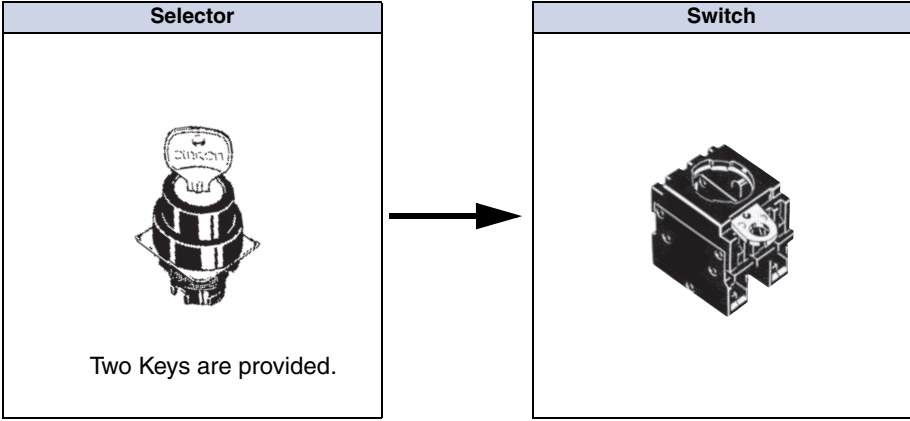
Ordering Information

Completely Assembled Shipped as a set which includes the Selector and Switch.
Key-type Selector Switch

Appearance	Number of notches	Reset method	Output	Key release position	Model	
Key-type Selector Switch A22K 	2 notches	Manual	SPST-NO	⊖	A22K-2ML-10	
				⊗	A22K-2M-10	
			SPST-NC	⊖	A22K-2ML-01	
				⊗	A22K-2M-01	
			SPST-NO + SPST-NC	⊖	A22K-2ML-11	
				⊗	A22K-2M-11	
			SPST-NO + SPST-NO	⊖	A22K-2ML-20	
				⊗	A22K-2M-20	
			SPST-NC + SPST-NC	⊖	A22K-2ML-02	
				⊗	A22K-2M-02	
	Automatic			SPST-NO	⊖	A22K-2AL-10
				SPST-NC		A22K-2AL-01
				SPST-NO + SPST-NC		A22K-2AL-11
				SPST-NO + SPST-NO		A22K-2AL-20
				SPST-NC + SPST-NC		A22K-2AL-02
	3 notches	Manual	SPST-NO + SPST-NC	⊖	A22K-3ML-11	
				⊗	A22K-3M-11	
				⊖	A22K-3ML-20	
				⊗	A22K-3M-20	
				⊖	A22K-3ML-02	
SPST-NC + SPST-NC			⊗	A22K-3M-02		
			⊖	A22K-3ML-02		
			⊗	A22K-3M-02		
			⊖	A22K-3ML-02		
			⊗	A22K-3M-02		
Automatic			⊖	A22K-3AC-11		
			⊖	A22K-3AC-20		
			⊖	A22K-3AC-02		

Note: 1. Two Keys are provided.
 2. The contact ratings are for standard loads.

Subassembled The Selector, Lamp, or Switch can be ordered separately. Use them in combination for models that are not available as assembled Units. These can also be used as inventory for maintenance parts.



Ordering set combinations: Refer to this page.



















■ Specifications: Refer to the A22. ■ Dimensions: Refer to page 5.
 ■ Accessories and tools: Refer to the A22.

Ordering Information

Subassembled The Selector, Lamp, or Switch can be ordered separately. Use them in combination for models that are not available as assembled Units. These can also be used as inventory for maintenance parts.


Selector

Oil-resistant IP65 (Color: Only Black is available)


Appearance	Number of notches	Reset method	Key release position	Model
	2 notches 	Manual 		A22K-2ML
				A22K-2M
		Automatic 		A22K-2AL
	3 notches 	Manual 		A22K-3ML
				A22K-3M
				A22K-3MC
		Automatic 		A22K-3AC
		Automatic (left) 		A22K-3AMR
		Automatic (right) 		A22K-3MAL

Note: Two keys are provided.

Switch (Standard Load)

Appearance	Classification	Model
	SPST-NO	A22-10M
	SPST-NC	A22-01M
	SPST-NO + SPST-NC	A22-11M
	SPST-NO + SPST-NO	A22-20M
	SPST-NC + SPST-NC	A22-02M

Accessories

Appearance	Model
	A22K-K

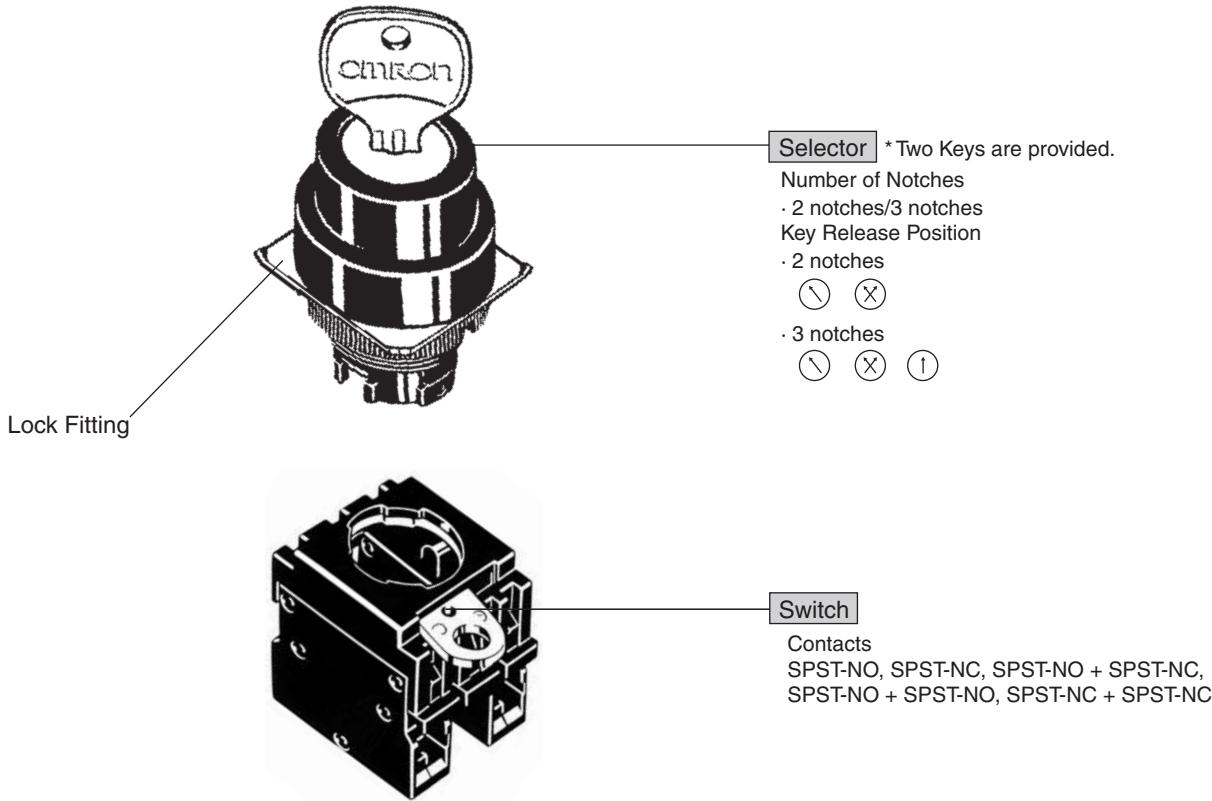
Note: Two keys are provided.

Ordering set combinations: Refer to page 2.

■ Specifications: Refer to the A22. ■ Dimensions: Refer to page 5.
■ Accessories and tools: Refer to the A22.

Nomenclature

Model Structure



Contacts

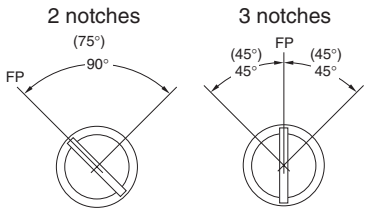
2-notch Type

Knob position	SPST-NO	SPST-NC	SPST-NO + SPST-NC	SPST-NO + SPST-NO	SPST-NC + SPST-NC
(↘)	○ — ○	● — ●	○ — ○ ● — ●	○ — ○ ○ — ○	● — ● ● — ●
(↗)	○ — ○	● — ●	○ — ○ ● — ●	○ — ○ ○ — ○	● — ● ● — ●

3-notch Type

Knob position	SPST-NO + SPST-NC	SPST-NO + SPST-NO	SPST-NC + SPST-NC
(↘)	○ — ○ ● — ●	○ — ○ ○ — ○	● — ● ● — ●
(↑)	○ — ○ ● — ●	○ — ○ ○ — ○	● — ● ● — ●
(↗)	○ — ○ ● — ●	○ — ○ ○ — ○	● — ● ● — ●

Operation Angle

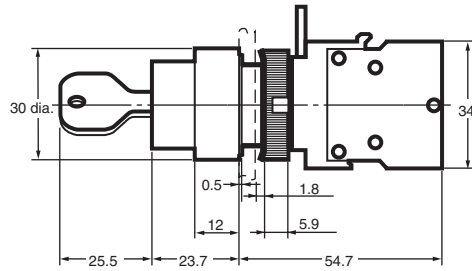
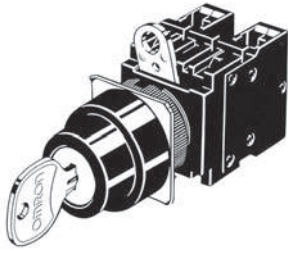


Note: The angles in parentheses are for automatic-reset models.
 FP: Free position

Dimensions

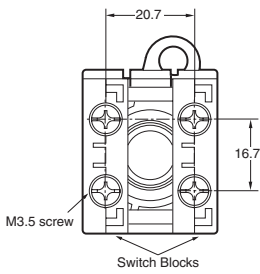
Key-type Selector Switch

Key-type Selector Switch A22K

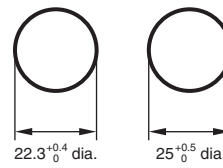


Terminal Arrangement (Bottom View)

Non-lighted



Panel Cutouts



Lock fitting is provided as a standard item.

- When applying coating such as paint to the panel, the dimensions should be those after the application of coating.
- Recommended panel thickness: 1 to 5 mm.
- Use an A22Z-R25 Ring when mounting to a panel with 25-mm holes.

Terminal Connection

Type	Terminal connection
Non-lighted	<p>Bottom view</p>

Note: The above terminal connection diagrams are examples for SPST-NO + SPST-NC.

Accessories

Refer to the relevant information in the corresponding section for the A22.

Safety Precautions

Refer to *Safety Precautions for All Pushbutton Switches/Indicators* and *Safety Precautions for the A22*.

Terms and Conditions Agreement

Read and understand this catalog.

Please read and understand this catalog before purchasing the products. Please consult your OMRON representative if you have any questions or comments.

Warranties.

(a) Exclusive Warranty. Omron's exclusive warranty is that the Products will be free from defects in materials and workmanship for a period of twelve months from the date of sale by Omron (or such other period expressed in writing by Omron). Omron disclaims all other warranties, express or implied.

(b) Limitations. OMRON MAKES NO WARRANTY OR REPRESENTATION, EXPRESS OR IMPLIED, ABOUT NON-INFRINGEMENT, MERCHANTABILITY OR FITNESS FOR A PARTICULAR PURPOSE OF THE PRODUCTS. BUYER ACKNOWLEDGES THAT IT ALONE HAS DETERMINED THAT THE PRODUCTS WILL SUITABLY MEET THE REQUIREMENTS OF THEIR INTENDED USE.

Omron further disclaims all warranties and responsibility of any type for claims or expenses based on infringement by the Products or otherwise of any intellectual property right. (c) Buyer Remedy. Omron's sole obligation hereunder shall be, at Omron's election, to (i) replace (in the form originally shipped with Buyer responsible for labor charges for removal or replacement thereof) the non-complying Product, (ii) repair the non-complying Product, or (iii) repay or credit Buyer an amount equal to the purchase price of the non-complying Product; provided that in no event shall Omron be responsible for warranty, repair, indemnity or any other claims or expenses regarding the Products unless Omron's analysis confirms that the Products were properly handled, stored, installed and maintained and not subject to contamination, abuse, misuse or inappropriate modification. Return of any Products by Buyer must be approved in writing by Omron before shipment. Omron Companies shall not be liable for the suitability or unsuitability or the results from the use of Products in combination with any electrical or electronic components, circuits, system assemblies or any other materials or substances or environments. Any advice, recommendations or information given orally or in writing, are not to be construed as an amendment or addition to the above warranty.

See <http://www.omron.com/global/> or contact your Omron representative for published information.

Limitation on Liability; Etc.

OMRON COMPANIES SHALL NOT BE LIABLE FOR SPECIAL, INDIRECT, INCIDENTAL, OR CONSEQUENTIAL DAMAGES, LOSS OF PROFITS OR PRODUCTION OR COMMERCIAL LOSS IN ANY WAY CONNECTED WITH THE PRODUCTS, WHETHER SUCH CLAIM IS BASED IN CONTRACT, WARRANTY, NEGLIGENCE OR STRICT LIABILITY.

Further, in no event shall liability of Omron Companies exceed the individual price of the Product on which liability is asserted.

Suitability of Use.

Omron Companies shall not be responsible for conformity with any standards, codes or regulations which apply to the combination of the Product in the Buyer's application or use of the Product. At Buyer's request, Omron will provide applicable third party certification documents identifying ratings and limitations of use which apply to the Product. This information by itself is not sufficient for a complete determination of the suitability of the Product in combination with the end product, machine, system, or other application or use. Buyer shall be solely responsible for determining appropriateness of the particular Product with respect to Buyer's application, product or system. Buyer shall take application responsibility in all cases.

NEVER USE THE PRODUCT FOR AN APPLICATION INVOLVING SERIOUS RISK TO LIFE OR PROPERTY OR IN LARGE QUANTITIES WITHOUT ENSURING THAT THE SYSTEM AS A WHOLE HAS BEEN DESIGNED TO ADDRESS THE RISKS, AND THAT THE OMRON PRODUCT(S) IS PROPERLY RATED AND INSTALLED FOR THE INTENDED USE WITHIN THE OVERALL EQUIPMENT OR SYSTEM.

Programmable Products.

Omron Companies shall not be responsible for the user's programming of a programmable Product, or any consequence thereof.

Performance Data.

Data presented in Omron Company websites, catalogs and other materials is provided as a guide for the user in determining suitability and does not constitute a warranty. It may represent the result of Omron's test conditions, and the user must correlate it to actual application requirements. Actual performance is subject to the Omron's Warranty and Limitations of Liability.

Change in Specifications.

Product specifications and accessories may be changed at any time based on improvements and other reasons. It is our practice to change part numbers when published ratings or features are changed, or when significant construction changes are made. However, some specifications of the Product may be changed without any notice. When in doubt, special part numbers may be assigned to fix or establish key specifications for your application. Please consult with your Omron's representative at any time to confirm actual specifications of purchased Product.

Errors and Omissions.

Information presented by Omron Companies has been checked and is believed to be accurate; however, no responsibility is assumed for clerical, typographical or proofreading errors or omissions.

2015.2

In the interest of product improvement, specifications are subject to change without notice.

OMRON Corporation
Industrial Automation Company

<http://www.ia.omron.com/>

(c)Copyright OMRON Corporation 2015 All Right Reserved.